

SKYCODED™

COLOR CODED AND NUMBERED WIRING

At the heart of every Skyjack machine is our proven and simplistic control system. Skyjack's color coded and numbered wiring system makes our machines the easiest to troubleshoot and repair, this translates into less maintenance and lower costs for our customers.

The control system on the new Full Size Rough Terrain Scissors Lifts may look different, but provides the same simplistic reliability. The wiring system is still color coded and numbered and that simplicity has been reinforced with a single control module that manages all machine functions (except for emergency lowering). A visual display module at the base control box provides an easy to navigate interface – outputting plain text and easily understood codes.



OPTIONAL FEATURES

ELEVATE MORE THAN TELEMATICS

ELEVATE provides the actionable insights to make your business more efficient. Skyjack has worked with customers to identify and provide the most important data points that solve day-to-day pain points in rental service and management.

Beyond hours and location provided by basic telematics systems, ELEVATE delivers machine specific alerts and analysis which can dramatically reduce unnecessary service calls and trips to site for diagnostic work.

These Skyjack specific group of features deliver immediate impact for your business:

- Overload detection and reporting
- True machine utilization (time loaded at height)
- CAN data and alerts (including engine)
- Full data access

ELEVATE LIVE

It's operators and site supervisors that determine how your machine is treated. These roles need data to make the right decisions to get the work done, and to take care of your machines.

ELEVATE Live provides machine specific telematics data, as well as machine specific familiarization and documentation.

To the operator.
At the machine.
When it's needed.

Strictly relevant data like battery charging guide, battery life remaining, and active fault codes are provided to operators at the machine instantly via a QR code scan.

Machine documentation like emergency lowering procedure, visual pre-check guide, familiarization videos are all there with the tap of a finger. No downloading an app. No username or password required.



ACCESSORYZERS™

Skyjack's approved accessories are designed to add functionality to your machine and convenience for the operator.



Skyjack Head Office
55 Campbell Rd.
Guelph, ON Canada N1H 1B9

Sales Inquiries: 1-877-755-4387 (1-877-SJLIFTS)
Main Switchboard: 1-800-265-2738
Tel: 519-837-0888
Fax: 519-837-8104
Email: skyjack@skyjack.com

www.skyjack.com

This brochure is for illustrative purpose only and based on the latest information at the time of printing. Skyjack Inc. reserves the right to make changes at any time, without notice, to specifications, standard and optional equipment. Consult the Operating Maintenance and Parts Manuals for proper procedures.

FULL SIZE ROUGH TERRAIN SCISSORS



SKYJACK™
simply reliable

BIGGER. BETTER. SKYJACK.


Skyjac's Range of **Class-Leading** Full Size Rough Terrain Scissors Lifts.

The decision to move to increased platform heights was to compliment the growing trend towards urban intensification with taller buildings, higher siding, and more work at increased heights. This new Full Size Rough Terrain range makes work at six stories, with 11.5 ft floor-to-floor possible. Platform heights have increased to 33', 43', 53' and 64' respectively. Platform capacities have also increased across the series and range from 1,200 lbs up to 2,750 lbs.


This range still boasts features that are associated with Skyjack, including an axle-based four-wheel drive, commonality of parts throughout the range, and attention to accessibility for service. It's these core competencies that keep the cost of ownership down and the new range positioned as an industry leader in all-terrain performance. Owners and operators alike will appreciate the improvements Skyjack has made on these new machines.

While the models themselves are new, the design philosophy behind them remains unchanged. Skyjack has continued its focus on serving the needs of the rental industry by delivering a range of machines that maintain the Skyjack ideology of providing industry-leading lifecycle value.


These attributes combined with a full range of ACCESSORYZERS™ make bringing materials to height less strenuous, while significantly improving utilization for our customers.



	39' (11.89 m)	33' (10.06 m)	67" (1.70 m)	90.6" (2.30 m)	177" (4.50 m)	77" (1.96 m)
SJ9233 RT	39' (11.89 m)	33' (10.06 m)	67" (1.70 m)	90.6" (2.30 m)	177" (4.50 m)	77" (1.96 m)
SJ9243 RT	49' (14.94 m)	43' (13.11 m)	75.5" (1.92 m)	90.6" (2.30 m)	177" (4.50 m)	85" (2.16 m)
SJ9253 RT	59' (17.98 m)	53' (16.15 m)	83.5" (2.12 m)	90.6" (2.30 m)	177" (4.50 m)	94" (2.39 m)
SJ9664 RT*	70' (21.34 m)	64' (19.51 m)	96.5" (2.45 m)	96" (2.44 m)	180.5" (4.58 m)	109.5" (2.78 m)



	71.65" (1.82 m)	171.7" (4.36 m)	5' (1.52 m)	2.5 mph (4 km/h)	40%	13,479 lbs (6,114 kg)	2,750 lbs (1,247 kg)
SJ9233 RT	71.65" (1.82 m)	171.7" (4.36 m)	5' (1.52 m)	2.5 mph (4 km/h)	40%	13,479 lbs (6,114 kg)	2,750 lbs (1,247 kg)
SJ9243 RT	71.65" (1.82 m)	171.7" (4.36 m)	5' (1.52 m)	2.5 mph (4 km/h)	40%	14,879 lbs (6,749 kg)	2,000 lbs (907 kg)
SJ9253 RT	71.65" (1.82 m)	171.7" (4.36 m)	5' (1.52 m)	2.5 mph (4 km/h)	32%	17,736 lbs (8,045 kg)	1,500 lbs (680 kg)
SJ9664 RT*	76" (1.92 m)	172.5" (4.38 m)	5' (1.52 m)	2.0 mph (3.2 km/h)	32%	21,495 lbs (9,750 kg)	1130 lbs (513 kg)



EXPANSIVE WORKSPACE

The large decks seen on Skyjack's Full Size Rough Terrain range remain the largest work platforms in the market, which is complimented by class-leading capacities. At just over 6' wide and 14.5' long, with the option of single or dual 5' extension decks, the all steel platform provides a large working space for personnel, tools, and material.

Similar to Skyjack's previous line of Full Size Rough Terrain Scissor Lifts, the new range improves upon an already class leading clearance between the platform and the base of the machine. Keeping that gap at only 8.5" makes working along the side of the platform all the more accessible.

AXLDRIVE™ SUPERIOR TRACTION

Skyjack's AXLDRIVE™ is a highly efficient, true mechanical four-wheel drive system which, when combined with a selective differential lock, provides unmatched traction and up to 40% gradeability. Compared to other manufacturer's machines, there is a significant reduction in the number of hydraulic connections, which results in lower maintenance needs and more uptime. This industry-leading terrain capability means one can use Skyjack Full Size Rough Terrain Scissors Lifts in the most challenging of conditions.



SMARTORQUE™

Skyjack's new Full Size Rough Terrain Scissor Lifts feature an optimized balance of engine horse power, torque, and hydraulic performance. By adjusting axle gear ratios and maximizing hydraulic output, the new models are able to provide excellent performance with less engine horsepower. An optimized lower horsepower engine not only benefits performance but keeps cost down - both upfront acquisition and maintenance. Less emission controlling components avoids the cost associated with their complexity, as well as the time and inconvenience required in maintaining them. SMARTORQUE™ means no Diesel Particulate Filter (DPF), no Diesel Exhaust Fluid (DEF)/AdBlue, and no other active exhaust after treatment. The new Full Size Rough Terrain Scissors are Tier 4 Final compliant.



NEW CONTROL BOX

Newly designed high strength and impact resistant composite control box with integrated shroud. Compatible with optional SGLE (Secondary Guarding Lift Enable) system.



NEW & IMPROVED SCISSORS

Extra wide, twin lift cylinder design scissor levels with Skyjack's unique clevis style scissor ends distribute loads symmetrically over the pins, increases strength, enhances rigidity and improves operator comfort.

EASE OF MAINTENANCE

Hydraulic and engine components are all easily accessible. All routine maintenance items are located on the outboard side of engine and can be accessed without removing the engine cover. Hydraulic manifolds for lifting, driving, and braking are all located under a protective cover at the rear of the machine(s).

INCREASED LEVELING CAPABILITY

Auto-leveling outriggers allow for use on rough and uneven conditions. Increased cylinder rod length provides greater clearance and leveling capability - up to 10°(front to back) or 6°(side to side). Individual outriggers can still be controlled from the base control box for any service or maintenance needs.

SIMPLE EMERGENCY LOWERING

Single location emergency lowering similar to Skyjack booms - toggle switch for enable and toggle switch for emergency lowering function.

MAINTENANCE-FREE SOLID TIRES

Solid rubber tires (non-marking option also available) are standard on all of the new Full Size Rough Terrain models. They provide a damage resistant alternative for enhanced protection of terrain and debris found on a typical job site. A deep rough terrain tread provides optimal traction while also extending the serviceable life of the tires.



Image for illustrative purposes only.