

# SKYCODED™

## COLOUR CODED AND NUMBERED WIRING

The control system on the new Full Size Rough Terrain Scissor Lifts may look different, but it is providing the same simplistic reliability.

- That simplicity has been reinforced with the integrated SKYCODED™ control and load sensing system which manages all machine functions, further enhanced with a 5-year warranty
- On-board visual interface with diagnostic capabilities provides easily understood information and eliminates the need for a separate handheld calibration device
- Skyjack's standard colour coded and numbered wiring makes it simple and easy to troubleshoot



## OPTIONAL FEATURES

# ELEVATE

## MORE THAN TELEMATICS

Skyjack has worked with customers to identify and provide the most important data points that solve day-to-day pain points in rental service and machine management.

Beyond hours and location provided by basic telematics systems, ELEVATE delivers machine specific alerts and analysis which can dramatically reduce unnecessary service calls and trips to site for diagnostic work.

For more detailed information see ELEVATE leaflet.

# ACCESSORYZERS™

Skyjack's approved accessories are designed to add functionality to your machine and convenience for the operator.



# ELEVATE LIVE

The QR code located on the unit provides easy access to machine specific information, for example; emergency lowering procedure, visual pre-check guide, familiarization videos, via any smart phone (No app or password required).

With full ELEVATE telematics this can be further enhanced.



# NEW FULL SIZE ROUGH TERRAIN SCISSORS



**Skyjack UK**  
Unit 1, Maes-y-Clawdd  
Maesbury Road Industrial Estate  
Oswestry, Shropshire, SY10 8NN  
Tel: +44 1691 676235  
Fax: +44 1691 676239  
Email: info@skyjackeurope.co.uk

**Skyjack SAS (France)**  
74 Rue Sibert  
F-42400 Saint Chamond  
France  
Tel: +33 (0) 4 78 73 53 32  
Fax: +33 (0) 4 78 56 52 42

**Skyjack Hebebühnen GmbH (Germany)**  
Därmanbusch 2a  
D-58456 Witten  
Tel: +49 (0) 2302 20 26 909  
Fax: +49 (0) 2302 20 25 671

**Skyjack AB (Sweden)**  
Agnesbergsvägen 28  
424 38 Agnesberg  
Sweden  
Tel: +46 (0) 31 21 22 45  
Fax: +46 (0) 31 787 65 10

[www.skyjack.com](http://www.skyjack.com)

This brochure is for illustrative purpose only and based on the latest information at the time of printing. Skyjack Inc. reserves the right to make changes at any time, without notice, to specifications, standard and optional equipment. Consult the Operating Maintenance and Parts Manuals for proper procedures. CE marked work platforms are in conformance to Machinery Directive 2006/42/EC.

CE  
06/20

CE  
06/20

# SKYJACK™

simply reliable



# BIGGER. BETTER. SKYJACK.

## ALL NEW Range of Class-Leading Full Size Rough Terrain Scissors Lifts.

The decision to move to increased platform heights was to compliment the growing trend towards urban intensification with taller buildings, higher siding, and more work at increased heights. This new Full Size Rough Terrain series makes work at six storeys, with 3.5 m floor-to-floor possible. Platform heights have increased to 10.06 m, 13.11 m and 16.15 m respectively. Platform capacities have also increased across the series ranging from 680 kg up to 1,247 kg.


While the models themselves are new, the design philosophy behind them remains unchanged. Skyjack has continued its focus on serving the needs of the rental industry by delivering a range of machines that maintain the Skyjack ideology of providing industry-leading lifecycle value.

The new range still boasts features that are associated with Skyjack, including an axle-based four-wheel drive, commonality of parts throughout the range, and attention to accessibility for service. It's these core competencies that keep the cost of ownership down and the new range positioned as an industry leader in all-terrain performance. Owners and operators alike will appreciate the improvements Skyjack has made on these new machines.

These attributes combined with a full range of ACCESSORYZERS™ make bringing materials to height less strenuous, while significantly improving utilization for our customers.

MODEL							
SJ9233 RT	12.06 m	10.06 m	1.62 m	2.30 m	4.42 m	2.73 m	1.94 m
SJ9243 RT	15.11 m	13.11 m	1.85 m	2.30 m	4.42 m	2.96 m	2.17 m
SJ9253 RT	18.15 m	16.15 m	2.09 m	2.30 m	4.42 m	3.19 m	2.40 m

MODEL							
SJ9233 RT	1.90 m	7.12 m	1.52 m (x2)	5.6 km/h	40%	6,446 kg	1,247 kg
SJ9243 RT	1.90 m	7.12 m	1.52 m (x2)	5.6 km/h	40%	7,081 kg	907 kg
SJ9253 RT	1.90 m	7.12 m	1.52 m (x2)	5.6 km/h	35%	8,215 kg	680 kg



## EXPANSIVE WORKSPACE

The large decks seen on Skyjack's Full Size Rough Terrain range remain the largest work platforms in the market, which is complimented by class-leading capacities. Dual extension decks easily roll out with a similar side handle utilised on Skyjack's 68RT scissor lifts. With both decks extended the all steel platform expands to 1.9 m by 7.1 m, providing a large working space for personnel, tools and material.

Similar to Skyjack's previous line of Full Size Rough Terrain Scissor Lifts, the new range improves upon an already class leading clearance between the platform and the base of the machine. Keeping that gap under 22 cm makes working along the side of the platform all the more accessible.


## AXLDRIVE™ SUPERIOR TRACTION

Skyjack's AXLDRIVE™ is a highly efficient, true mechanical four-wheel drive system, which when combined with a selective differential lock, provides unmatched traction and up to 40% gradeability. Compared to other manufacturer's machines, there is a significant reduction in the number of hydraulic connections, which result in lower maintenance needs and more uptime. This industry-leading terrain capability means one can use Skyjack's Full Size Rough Terrain Scissor Lifts in the most challenging of conditions.



## SMARTORQUE™ STAGE V

Skyjack's new Full Size Rough Terrain Scissor Lifts feature an optimized balance of engine horse power, torque and hydraulic performance. By adjusting axle gear ratios and maximizing hydraulic output, the new models are able to provide excellent performance with less engine horsepower. An optimized lower horsepower engine not only benefits performance but keeps cost down - both upfront acquisition and maintenance. Less emission controlling components avoids the cost associated with their complexity, as well as the time and inconvenience required in maintaining them. SMARTORQUE™ means no diesel particulate filter (DPF), no diesel exhaust fluid (DEF)/AdBlue, and no other active exhaust after treatment. The new Full Size Rough Terrain Scissor Lifts are EURO Stage V compliant.



## NEW CONTROL BOX

Newly designed high strength and impact resistant composite control box with integrated shroud. Compatible with optional SGLE (Secondary Guarding Lift Enable) system.



## NEW & IMPROVED SCISSORS

Extra wide, twin lift cylinder design scissor levels with Skyjack's unique clevis style scissor ends distribute loads symmetrically over the pins, increases strength, enhances rigidity and improves operator comfort.

## EASE OF MAINTENANCE

Hydraulic and engine components are all easily accessible. All routine maintenance items are located on the outboard side of engine and can be accessed without removing the engine cover. Hydraulic manifolds for lifting, driving, and braking are all located under a protective cover at the rear of the machine(s).

## INCREASED LEVELING CAPABILITY

Auto-leveling outriggers allow for use on rough and uneven conditions. Increased cylinder rod length provides greater clearance and leveling capability - up to 10° (front to back) or 6° (side to side). Individual outriggers can still be controlled from the base control box for any service or maintenance needs.

## SIMPLE EMERGENCY LOWERING

Single location emergency lowering similar to Skyjack booms - toggle switch for enable and toggle switch for emergency lowering function.

## MAINTENANCE-FREE SOLID TYRES

Solid rubber tyres (non-marking option also available) are standard on all of the new Full Size Rough Terrain models. They provide a damage resistant alternative for enhanced protection of terrain and debris found on a typical job site. A deep rough terrain tread provides optimal traction while also extending the serviceable life of the tyres.

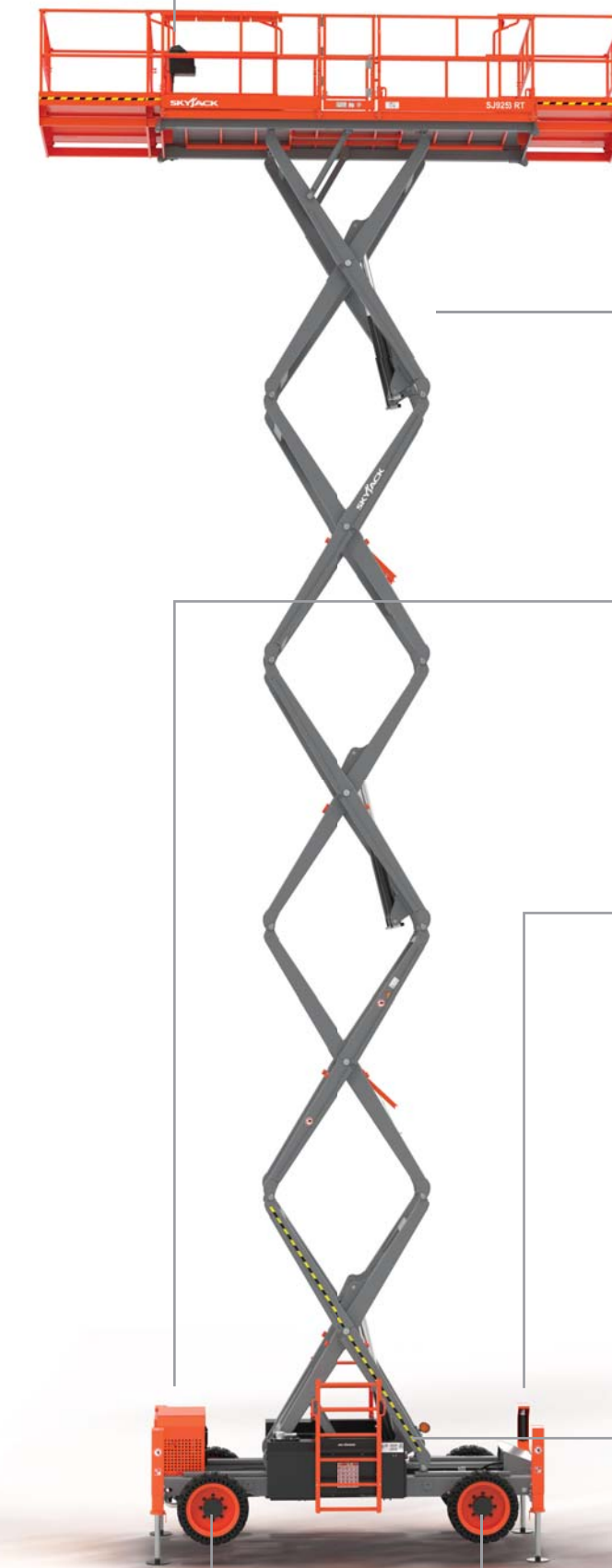


Image for illustrative purposes only.